

DATASHEET

Name: **PRISMA**
Type: Pendant Light
Designed by: Lucie Koldova



DESCRIPTION

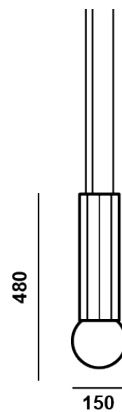

The dominant feature of the Prisma collection is an extravagant metal fixture with a distinctive finish. Classic handblown glass spheres are anchored to either one or both ends of a robust decagonal metal prism that lends the collection its name. The shape in combination with the striking surface reflect light at different and unexpected angles, like a prism. With a choice of three different elegant finishes - brushed steel, galvanized yellow zinc gloss, or galvanized yellow zinc matte - the light is a bold artistic object in the interior offering unique vertical, horizontal, and diagonal compositions with subtle colourful reflections.

TECH. DESCRIPTION

The technologies applied in production follow in the centuries-old tradition and experience of master glassmakers. The precision crafting of handblown glass instils distinctive, enduring character and outstanding quality in all BROKIS products. The glass lampshades are formed from multiple layers of molten glass, each of which is scrutinized by the master glassmaker prior to being blown into the mould.




CERTIFICATES



Product ID: PC1311

Prisma Single Small 350

-
Handblown glass, metal
-
pendant
Indoor



Product ID: PC1312

Prisma Single Small 700

-
Handblown glass, metal
-
pendant
Indoor

CONSTRUCTION SPECIFICATIONS

Weight:
Construction material:
Cord Length:
Mounting:
Environment:

ELECTRICAL SPECIFICATIONS

Input voltage [V]: 24 V
Frequency [Hz]: 50-60 Hz
Max. power [W]: 6 W
Coverage IP: 20
Socket: LED module
Light source: -
Energy class: A+

24 V
50-60 Hz
6 W
20
LED module
-
A+

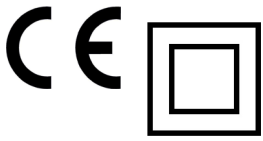
DATASHEET

Name:
Type:
Designed by:

PRISMA
Pendant Light
Lucie Koldova



CERTIFICATES

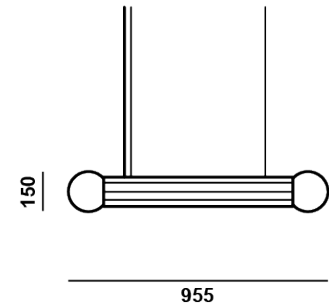


Product ID: PC1313

Prisma Single Large 500

-
Handblown glass, metal
-
pendant
Indoor

24 V
50-60 Hz
6 W
20
LED module
-
A+



Product ID: PC1314

Prisma Double Small 700

-
Handblown glass, metal
-
pendant
Indoor

24 V
50-60 Hz
6 W
20
LED module
-
A+

CONSTRUCTION SPECIFICATIONS

Weight:
Construction material:
Cord Length:
Mounting:
Environment:

ELECTRICAL SPECIFICATIONS

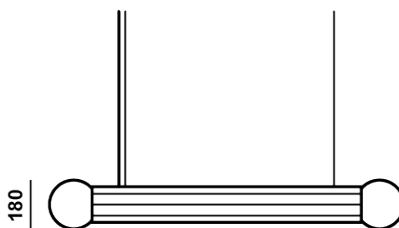

Input voltage [V]:
Frequency [Hz]:
Max. power [W]:
Coverage IP:
Socket:
Light source:
Energy class:

DATASHEET

Name: **PRISMA**
Type: Pendant Light
Designed by: Lucie Koldova



CERTIFICATES

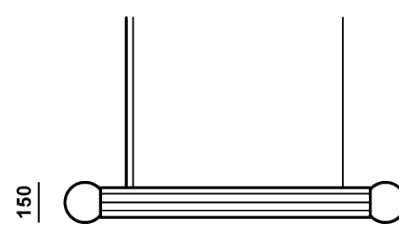


1310

Product ID: PC1315

Prisma Double Large 1000

-
Handblown glass, metal
-
pendant
Indoor



1255

Product ID: PC1318

Prisma Double Small 1000

-
Handblown glass, metal
-
pendant
Indoor

CONSTRUCTION SPECIFICATIONS

Weight:
Construction material:
Cord Length:
Mounting:
Environment:

ELECTRICAL SPECIFICATIONS

Input voltage [V]: 100 - 240 V
Frequency [Hz]: 50-60 Hz
Max. power [W]: 6 W
Coverage IP: 20
Socket: LED module
Light source: -
Energy class: A+

100 - 240 V
50-60 Hz
6 W
20
LED module
-
A+

DATASHEET

Name: PRISMA
Type: Pendant Light
Designed by: Lucie Koldova



PRODUCT DETAILS

Glass Colour

| | | |
|--------------------------------|---|--------|
| Transparent glass | A | CGC23 |
| Smoke grey - transparent glass | A | CGC516 |

Glass Surface

| | | |
|----------------|---|--------|
| Glossy surface | A | CGSU66 |
|----------------|---|--------|

Body Finish

| | | |
|-------------------------|---|---------|
| Yellow zinc smooth | A | CCS2873 |
| Yellow zinc sandblasted | A | CCS2885 |
| Brushed steel lacquered | A | CCS2887 |

Canopy Finish

| | | |
|-------------------------|---|----------|
| Yellow zinc smooth | A | CCSC2874 |
| Yellow zinc sandblasted | A | CCSC2886 |
| Brushed steel lacquered | A | CCSC2888 |

Cable Colour

| | | |
|------------------------|---|----------|
| Coaxial cable - silver | A | CECL2772 |
|------------------------|---|----------|

LED Source

| | | |
|---------------------------------------|---|----------|
| 24V, LED, 6W, 2700K, 683lm, RA90, DIM | A | LEDS2901 |
|---------------------------------------|---|----------|

Dimmable version

| | | |
|------------------------------------|---|----------|
| Non-dimmable version | A | CEDV1457 |
| RF system - remote control version | A | CEDV1461 |
| PWM Signal | A | CEDV1459 |
| 1-10V | A | CEDV1460 |
| DALI version | A | CEDV1458 |
| AC phase cut | A | CEDV1730 |
| CASAMBI CBU-PWMA-SURCHARGE | A | CEDV2854 |